

---

# Adelaide Airport Security Guide

---

Revision June 2024

---







# Contents



Glossary	4
Introduction	5
Maintaining a secure airport	6
Security inductions	6
Secure areas at Adelaide Airport	8
Moving through security controlled areas	10
Identification and security access	10
Security screening	13
Security information and awareness	14
Security roles and responsibilities	17
Crime and security reporting	18
Contact list	18



# Glossary

AAAFF	Adelaide Airport Aviation Fuel Facility	CTFR	Counter Terrorism First Response
AAL	Adelaide Airport Limited	CTU	Counter Terrorist Unit
ABF	Australian Border Force	DOHA	Department of Home Affairs
ACC	Airport Coordination Centre	ETD	Explosive Trace Detection
ACS	Access Control System	HHMD	Handheld Metal Detection
AFP	Australian Federal Police	ID	Identification
ASIC	Aviation Security Identification Card	LSZ	Landside Security Zone
ASN	Aviation Screening Notice	PIO	Pass Issue Office
ATC	Air Traffic Control	PLAGs	Powders Liquid Aerosols & Gels
ATSA	Aviation Transport Security Act 2004	RPT	Regular Public Transport
ATSR	Aviation Transport Security Regulations 2005	SAC	Security Access Card
Auscheck	Government body which undertakes background verification.	SRA	Security Restricted Area
CCTV	Closed Circuit Television	TAC	Temporary Aircrew Card
CIC	Corporate Identification Card	VIC	Visitor Identification Card
CISC	Cyber & Infrastructure Security Centre		



# Introduction



A positive security culture is one of the most important aspects to building robust and effective security. This Guide covers all the important issues you need to know about security when working at Adelaide Airport and will help to ensure that you are aware of the role each of us must play in keeping the Airport safe and secure. Security awareness is an individual responsibility for each of us working at Adelaide Airport. This Guide provides information on general airport security measures and your obligations as an employee working at the airport. It also gives guidance on how to detect and report suspicious behavior and deal with security breaches. Your observations, vigilant attitude and behavior are key to our continued strong security culture at the Airport.

Operational excellence in safety and security is a core strategic objective for Adelaide Airport. Placing security considerations at the forefront of our time working at the airport will go a long way to helping us to continue to deliver it.

Thank you for taking the time to read this important document. Our Security team is always available to provide additional guidance or answer any queries you may have about security at the Airport.

Brenton Cox, Managing Director  
Adelaide Airport



# Maintaining a secure airport

## Why are airports high profile targets?

Recent global events continue to place airports and the aviation industry as high profile and attractive targets of terrorist organisations. Factors that are likely to shape and influence terrorist attack planners are the potential consequences of an attack: mass casualties, economic impact, publicity, public fear and anxiety and the opportunity to conduct the attack in terms of the accessibility, vulnerability, and associated symbolism of aviation targets.

The National Terrorism Threat Advisory System is a scale of five levels that advises on the likelihood of an act of terrorism occurring in Australia.

When the threat level changes, the Australian Government provides advice on what the new threat level means, where the threat is coming from, the potential targets, and how a terrorist act may be carried out.

The National Terrorism Threat Level is regularly reviewed in line with the security environment and intelligence.

CERTAIN
EXPECTED
PROBABLE
POSSIBLE
NOT EXPECTED

## National Terrorism Threat Level

You can view the current national terrorism threat level for Australia, anytime, at [www.nationalsecurity.gov.au](http://www.nationalsecurity.gov.au)

# Security inductions

Everyone working at Adelaide Airport must undertake a security induction. Your induction will give you an understanding of the prerequisites and requirements of working at Adelaide Airport.

You can access Adelaide Airport (AAL) online inductions via the Induction System which you can access via the Adelaide Airport Website at [www.adelaideairport.com.au](http://www.adelaideairport.com.au) or the below link.

[www.adelaideairport.com.au/corporate/about-us/working-adelaide-airport/#inductions](http://www.adelaideairport.com.au/corporate/about-us/working-adelaide-airport/#inductions)

You can complete your online induction 24/7 remotely or at the Southern Screening induction room.





# Secure areas at Adelaide Airport

## Landside Security Zone

### Description

Landside Security Zones (LSZ) are areas identified as critical infrastructure within the Adelaide Airport and include the Adelaide Airport Aviation Fuel Facility (AAFF), the Air Traffic Control (ATC) tower facility, the terminal sterile area. Access to the ATC and AAFF and sterile areas is strictly controlled. These zones provide a secure environment for the infrastructure that is critical to the operations of the airport, so a breach of security can have significant impact on airport operations.

## Sterile Areas – Terminal 1

### Description

Sterile Areas hold screened passengers prior to the boarding of their aircraft.

### Entry to Sterile Areas

Security screening is conducted prior to entering the Sterile Area.

Screening ensures persons, baggage, goods, and vehicles are screened in accordance with the Aviation Screening Notice (ASN) requirement to prevent weapons and prohibited items entering the Sterile Area. Unless exempt by legislation, everyone, including all goods, baggage and vehicles must be subjected to security screening in accordance with the ASN. For additional information on prohibited items not permitted into a Sterile Area visit: [www.travelsecure.infrastructure.gov.au](http://www.travelsecure.infrastructure.gov.au) Anyone who refuses to be screened or fails to abide by the screening process, as well as any unscreened goods and vehicles will not be permitted to enter any Sterile Area.

## Airside Area

### Description

Access to the airside area – contained within the airside/ landside perimeter fence line – is strictly controlled. Tenants occupying airside/landside boundaries that have direct access airside are responsible for managing that access through their tenancies.

### Crowded Landside Secure Zones

Crowded landside zones have also been established to mitigate the risk and damage of explosive devices, hostile vehicles activities.

Adelaide Airport has established seven crowded landside security zones.

**Please cooperate with the requests and direction of the screening staff at all times.**

Retailers must ensure that prohibited items are not offered for sale or displayed in the Sterile Area. It is also recommended that these items not be sold in other parts of the Terminal as departing passengers may try to enter the sterile area with those items. In addition, retailers must ensure that cutlery used for food consumption in the sterile area meets compliance requirements.

### Entry to Airside Area

All entry points to the secure airside area are strictly controlled and you must have an operational need to be within this area. You must also always display the appropriate identification (Aviation Security Identification Card (ASIC), Visitor Identification Card (VIC) and Temporary Aircrew Card (TAC)

If you work within the airside area it is your responsibility to maintain a security focus and challenge any person not displaying the correct identification. Any unauthorised vehicles should also be reported.

## Security Restricted Area (SRA)

### Description

The Security Restricted Area is the airside area immediately adjacent to Terminal 1, which includes aircraft movement areas, aircraft parking, baggage make-up and ramp areas. Passenger boarding and disembarkation from Regular Public Transport (RPT) aircraft within the SRA is strictly controlled by airline staff.

### Entry to Security Restricted Area

As the main area of airport operations and aircraft movement, access to the Security Restricted Area is strictly controlled. Anyone in this area must have an operational need to be there, have the correct level of security access and display the appropriate identification (ASIC/VIC).

Unless exempt under legislation, all persons, vehicles, and goods entering the SRA will be screened in accordance with the appropriate legislation which may involve any of the following:

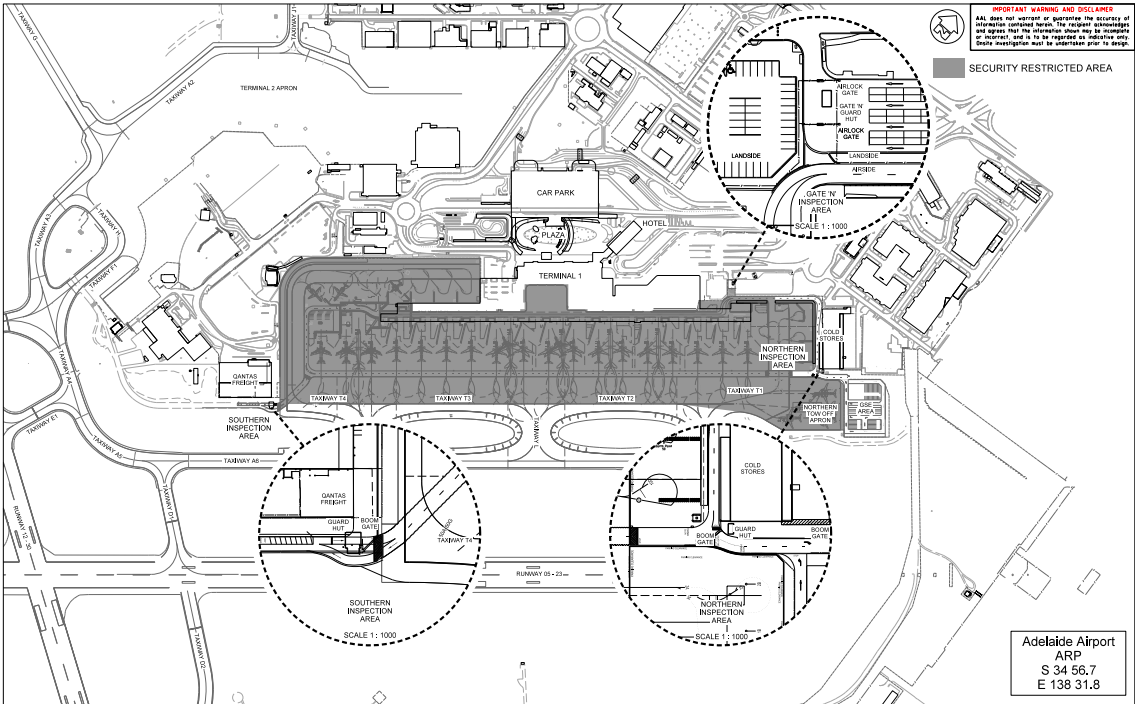
- Identity check; Valid - ASIC, VIC (Visitor Identification Card), TAC
- Persons holding a VIC, TAC or a valid grey ASIC will be escorted by a person always holding a valid red ASIC.

- Inspection of Authority to Drive Airside (ADA) and Authority to Use Airside (AUA)
- Explosive Trace Detection (ETD) and Handheld Metal Detector( HHMD)
- Physical search (frisk)
- Visual inspection of the personal possession of the driver and passenger/s;
- Visual inspection of the vehicle's cabin, boot and goods carrying area; and

When working within the SRA it is your responsibility to maintain vigilance and challenge any person not displaying the correct identification.

Any unauthorised vehicles within this area should also be reported to the ACC on 81549444  
Persons located within the SRA without the appropriate ID will be escorted from the SRA.

Persons and vehicles that do not subject themselves to the screening requirements to enter the SRA will either be removed from the SRA or escorted to a screening point where they will be appropriately screened.





# Moving through security controlled areas

Security controlled areas are usually controlled by electronic or manual mechanisms and are clearly identified.

Movement through these points is monitored and recorded by the Airport's security systems.

Only those with security access permission can move through security-controlled doors. This access permission can change, based on domestic or international operations.

When moving between security-controlled areas, you are responsible for securing any doors that you have accessed prior to leaving the area.

## Identification and security access

Security access is issued by AAL to those holding a valid ASIC (issued by an approved Issuing Body) who have successfully completed the appropriate induction/s and have a lawful and operational need to access security zones in either the landside or Airside Area.

Security access can be issued to individuals who do not operate in any of the identified landside/airside security zones e.g., administration buildings outside of these zones, An Asic is not required for these areas.


### Other Issuing Authorities

AAL acknowledges and accepts the use of ASICs (Aviation Security Identification Cards) at Adelaide Airport from other approved ASIC issuing bodies.




## Aviation Security Identification Card (ASIC)

Types of ASIC's used at Adelaide Airport:



**ASIC (Red)**  
Valid for Airside Security Zones and secure areas of security controlled airports.  
  
AUS or ADL  
(Airport Specific).



**ASIC (Grey)**  
Valid for Landside Security Zones of security controlled airports.  
  
AUS or ADL  
(Airport Specific)

The ASIC, a nationally consistent identification card, must be held by approved individuals who need frequent and ongoing access to security zones and/or secure areas of Adelaide Airport, to meet the requirements of their duties.

ASIC holders are subject to the provisions of the "Aviation Transport Security Act 2004" (ATSA) and the "Aviation Transport Security Regulations 2005" (ATSR).

Holding an ASIC does not automatically entitle you to be within or access a secure zone/area. You must have lawful purpose and an operational need.

Asic applications need to be submitted via the Auscheck portal. Information regarding this process can be located at

<https://www.auscheck.gov.au/security-card/aviation/changes-to-the-asic-scheme>

## Visitor Identification Cards (VICs)

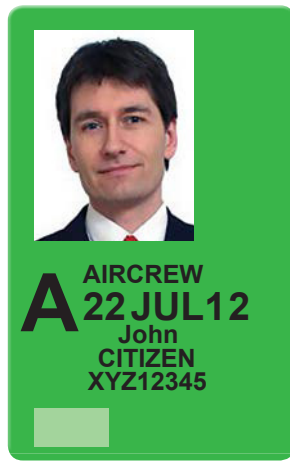


Visitor Identification Cards (VICs) are issued to non-ASIC holders who have a lawful purpose and operational need to enter a security zone or the airside area.

- A VIC (Visitor Identification Card) can be issued at and returned to Gate J or the Southern Screening Point 24/7, or at the Northern screening point from 0400-2300 7 days a week.
- The VIC applicant and the sponsor must agree to the terms and conditions.
- VIC (Visitor Identification Card) holders must always be under supervision by a valid ASIC holder. Including airside and landside security zones, behind closed shop counters or in back offices and storerooms when working or conducting their duties within a tenant shop.

To obtain a VIC you must comply with current regulatory identification document requirements.

## Temporary Aircrew Card (TAC)



A TAC is issued to aircrew subject to the "Aviation Transport Security Act 2004" and the "Aviation Transport Security Regulation 2005" (the Regulations).

TACs are issued to aircrew personnel by authorised airlines and effectively act as an Australia wide "Visitor Pass".

TAC holders must be accompanied by an authorised ASIC holder at all times.



## Security Access Cards (SACs)

Security Access Cards are issued by AAL to holders of a valid ASIC who require access through security-controlled doors leading to security zones or secure areas of the airport.

### SAC (Security Access Card) application process

When applying for security access, each applicant must abide by the following.

Company details and all relevant documentation must have been submitted prior to security access being provided.

- Individuals to complete a security access card application, these can be downloaded from the AAL website at <https://www.adelaideairport.com.au/corporate/about-us/working-adelaide-airport/#id-amp-access-services>. Or available from the Pass Issue Office, which is located at Level 0, Southern Screening Terminal 1. The applicant must then present to the Pass issue Office with the fully completed security access card application with the individuals valid Aviation Security Identification Card (ASIC).
- All applicants must have completed the appropriate AAL inductions prior to security access being provided.
- All applicants (unless exempt) must have a photo taken prior to security access being provided.
- Security access is granted upon verification that all elements of the application have been confirmed.
- Security access may be encoded onto an individual's ASIC through an encoding process. In the event that an ASIC cannot be encoded, the individual may be provided with a separate access card.

### Use

- The SAC can only be used to gain entry to a controlled area for the purpose of the holder's employment.
- The SAC must not be given to anyone else to use. It is for the applicant's use only and must only be used while they are on duty.
- The SAC must be kept secure at all times.

You must immediately report a lost/stolen security access card to the pass issue office during business hours (0800 – 1600 Hrs., M-F) on 81549499 or the Airport Coordination Centre 24/7 on 81549444

### Return

A SAC must be immediately returned to the Pass Issue Office if:

- The SAC is no longer needed for the purpose of the holder's employment.
- AAL notifies the holder or their employer that the card has been cancelled.
- The SAC (Security Access Card) has been altered, defaced or is not working.

### Securing Doors

When accessing an electronic controlled door, gate, or vehicle barrier you must ensure it is fully secured before you leave the immediate area. In the case of a vehicle barrier, you must ensure that the barrier has fully returned to its secure position prior to leaving the immediate area.

It is also vitally important that you report any door, gate, or vehicle barrier faults immediately to the Airport Coordination Centre (ACC.)

**If you see a security door gate or vehicle barrier wedged open, you should report this immediately. Remember:** Securing doors is everyone's responsibility.

### Tampering with electronic controlled doors, gates or vehicle barriers

You must not tamper with the normal operation of any electronic controlled door, gate, or vehicle barrier. This includes propping, holding, or forcing the device.

Tampering with the normal operations of an electronic controlled door, gate or vehicle barrier will result in a review of your ASIC, VIC and/or SAC rights.

### Emergency break glass activation

Most electronically controlled doors at Adelaide Airport are equipped with an emergency door release device such as break glass. This device is installed to be used only in the case of any emergency, such as a fire or terminal evacuation. They are not to be used to open doors in non-emergency situations, for example if you are late for a flight, recovering items from a recent flight or meeting someone. Overriding a door using the emergency release device for non-emergency situations will result in a review of your ASIC, VIC, and/or SAC rights.

### Tailgating

Tailgating occurs when someone follows you through an access-controlled door without using their own access card to gain entry. Never allow a person to tailgate you through a door. If you are tailgated, you must challenge that person by asking them to swipe their access card against the door reader. If their card does not give them access, do not allow them through and report the incident.

### Lost / Stolen / Destroyed

If your SAC (Security Access Card) has been lost, stolen, or destroyed, notify ACC immediately. This can be done 24/7. A statutory declaration is needed for lost, stolen, or destroyed SACs and you will need a police report for a stolen card. Documentation must be presented to the Pass Issue Office before your replacement SAC is reissued.

### Validity

Security access is gained provided you have a valid ASIC and operational need. Access will be automatically disabled dependent on either the expiry of your ASIC or induction, which ever expires first. Your access can also be disabled when there has been a predetermined time of no activity or when you are advised by the AAL Security team.

# Security screening



Security Screening occurs at entry points to the Sterile Area, including international departures and entry into the Security Restricted Area.

Unless exempt under legislation, each person's goods, baggage, and vehicles must be screened and cleared before they can enter a sterile area.

Security Screening points are located at:

- Central Screening Point located on Level 2 of Terminal 1
- Northern Screening Point (staff goods) located on Level 0
- Southern Screening Point (staff, domestic transit passengers and goods) located on Level 0
- International transit located on Level 1
- International PLAGs located on Level 1 of Terminal 1
- Gate N (SRA/landside screening checkpoint)
- Southern airside checkpoint (SRA screening checkpoint)
- Northern airside checkpoint (SRA screening checkpoint)

As part of the screening process all persons, goods, baggage, and vehicles may be subjected to the following:

- X-ray of goods/items
- Walk through metal detection
- Explosive trace detection
- Hand-held metal detection

- Body scanning
- Frisk search
- Bottle Liquid Scanner
- Identity checks

For international departing passengers there is a restriction on Powders, Liquid Aerosols and Gels (PLAGs).

For further information on PLAGs restrictions visit: <https://www.homeaffairs.gov.au/about-us/what-we-do/travelsecure/passenger-screening>

## Closed Circuit Television (CCTV)

The Adelaide Airport CCTV network plays a significant role in achieving our core objective of operating the airport responsibly, safely, and securely. It is also a key tool in maintaining our reputation for operational excellence. Recorded footage is only supplied to relevant agencies for law enforcement as well as legal matters and will not be provided for any other purpose.



# Security information and awareness



## Armed Offender

Places of mass gathering such as airports are high profile attractive targets which can pose a broad range of security challenges.

One specific threat is that of the Armed Offender. Although unlikely, if faced with such a scenario, the following guidelines developed by the Australia-New Zealand Counter Terrorism Committee should be followed.



**Escape:** If safe to do so, locate an exit and evacuate the building/area, leaving behind valuables and belongings.



**Hide:** If unable to safely evacuate, shelter in place ensuring people take advantage of available concealment. Attempt to hide in a secure area where they can lock the door, blockade the entrance with heavy furniture, cover windows, turn off lights and remain silent. Mobile phones or other personal electronic devices should also be turned to silent.



**Tell:** If it is safe to do so information should be provided immediately to the police via 000. People passing on information to law enforcement may be asked to remain on the line and provide any other information or updates that the operator requests.

## Unattended items

Unattended items could pose a threat to the security of the airport, so it is vital they are dealt with in an appropriate manner by qualified personnel. It is your responsibility to be vigilant and aware of any changes to the workplace and to know how to identify unattended items that could pose a risk.

Listed below is a basic procedure to follow if an unattended item is discovered in or close to your place of work.

Remember DO NOT put yourself, or others, at additional risk.

Use the H.O.T.U.P. principle. Ask yourself five simple questions.

1. Is the item or substance **Hidden?**
2. Is the item or substance **Obviously suspicious?**
3. Is the item or substance **Typical of what is in the area?**
4. Is the item or substance **Unusual?**
5. Has there been general **Public access to the area?**

### If the item is HOT treat it as Suspicious!

But remember that suspicious or unattended items should only be approached by staff members who have the appropriate training.

1. **You have identified that the item is unattended or suspicious.**
2. **DO NOT** open, touch or move the item.
3. **Contact the ACC who will alert the appropriate authorities.**

What to do while you wait for an AAL representative and AFP to arrive:

1. **Try to recall who was last in the area or why the item is suspicious to you.**
2. **DO NOT** approach the item.
3. **DO NOT** allow any other person to approach or sit in the area around the unattended item.
4. **DO NOT** touch, open or move the item or allow anyone else to do so.
5. **Pass all information to AAL and the Australian Federal Police (AFP).**

## Packages

Never accept a package from someone or agree to safeguard a package for them. If anyone approaches you to look after a package, refuse and notify the ACC. Always be extremely vigilant and never put yourself or others in danger.

## Security breach / suspicion or concern

- If you observe a security or access breach **REPORT IT!**
- If you observe identification misuse or non-display (ASIC/VIC) **REPORT IT!**
- If you observe unusual activity **REPORT IT!**
- If you hear or witness threatening or unusual conversation **REPORT IT!**

## Mail handling and unknown substances

If you receive a suspicious package or envelope:

- Remain calm
- Don't shake or empty the contents
- Don't handle the item more than necessary and don't allow anyone else to handle it
- Prevent anyone from entering the area
- Call for assistance from the ACC
- Advise the exact location of the item, the number of persons in the immediate area, describe the package/device and what actions you have taken
- Take notes including the time and date you received the item and from whom you received it

## Bomb and general threats / malicious calls

- Strictly follow your company's procedures
- Notify the ACC
- Write down every detail of the threat and the person making the threat. This will assist significantly in the handling of the threat



## Tools of Trade

The Government permits sharp items in Sterile Areas – as Tools of Trade – when a company / contractor carrying out maintenance or installation needs those tools or items. These items must not be visible or accessible to the public and must be under the visible and physical control of the person carrying and using the tools. That person must hold a valid ASIC or other approved identification.

Retailers and food outlets must ensure that all sharp items, like knives used in the preparation of food, or scissors, are not visible or accessible to the public.

All Tools of Trade within the sterile areas must be registered with Adelaide Airport

All permanent Tools of Trade within tenanted areas must be registered with Adelaide Airport and must be securely tethered in accordance with SOP SEC-008 to a permanent fixture and not accessible to the public.

## Damaged fences and access points

Damaged fences and access points make it easy for people to access security zones or secure areas. So, it is vital that you report any damaged access points, including fences and secure controlled doors. You must also maintain a vigil at the damaged point until an authorised person can attend.

Airside perimeter fence line and gates are patrolled 24/7 by Airside Operation Officers and the Australian Federal Police.

## Airside perimeter fence exclusion zone

Do not leave or park vehicles or any equipment within the Airside two-meter clearance zone of the airside/landside perimeter fence line, or within the Landside three-meter clearance zone of the airside/landside perimeter fence line.

Do not project any items through, over or under an Airside perimeter fence.

**Any illegally parked vehicles, abandoned equipment or objects near an airside fence must be immediately reported.**

They will be removed to comply with the perimeter fence exclusion zone and to ensure there is no threat to the security of the Airport.

## Airside gates

When entering airside through Gate J, all vehicles must be inspected and everyone in that vehicle must provide appropriate identification and have their details documented. Access through vehicle gates other than Gate J is strictly controlled by additional security methods including electronic access controls.

## Airside deliveries

Deliveries from airside into Sterile Areas from points other than the screening points must be coordinated through the ACC, be approved by the Airport Duty Manager (ADM) and screened by the approved screening authority.

## Investigation of misuse and penalty

If an individual misuses or fails to abide by any conditions in the issue of use of your identification, or if you misuse your access control privileges, an investigation will be initiated which could result in penalties.

Penalties may also apply if you fail to abide by any of the conditions or regulations of holding an SAC including interfering with the normal operation of any electronic controlled door, gate, or vehicle barrier.

## Meeters and greeters

Meeting, greeting, or farewelling family, friends or colleagues in Customs Controlled Areas or Airside is not permitted. Staff members must use the public areas of the airport and terminal building. Accessing secure areas for anything other than your normal work duties may lead to prosecution and/or the loss of your ASIC, VIC (Visitor Identification Card) and/or SAC rights.

# Security information and awareness

## Department of Home Affairs (DOHA)

The Department of Home Affairs is the Australian Government interior ministry with responsibilities for national security, law enforcement, emergency management, border control, immigration, refugees, citizenship, and multicultural affairs..

- Australian Border Force facilitates and monitors the movement of persons and goods across the border in a manner that protects the community, intercepts prohibited and restricted items, identifies illegal movement of persons and maintains compliance with Australian law
- Roles the ABF conduct include, but not limited to:
  - Facilitating the lawful passage of people and goods across the border; and
  - Investigations, compliance and enforcement in relation to illicit goods and immigration malpractice.
- The ABF is a multifaceted operational workforce trained and equipped to undertake myriad functions across the border. One facet of this border function is the Counterterrorism Unit (CTU). The CTU is an armed unit that works within the ABF and provides a front-line response capability to act when persons of national security interest attempt to cross the border. The CTU makes real-time assessments of arriving and departing passengers to assess the legitimacy of travel and to enforce border laws. CTU and ABF Officers work closely with partner law enforcement agencies such as the Australia Federal Police to ensure that an all-encompassing approach to border protection is achieved.
- Cyber Infrastructure Security Centre CISC, formerly known as Aviation and Maritime Security (AMS), is Australia's security regulator for aviation, maritime and the offshore oil and gas industries.

## Adelaide Airport Limited

AAL as the owner operator of the airport, has developed and implemented a comprehensive aviation security risk management structure that reduces risks to our people, infrastructure, and information, and includes:

- Investigation of breaches of the Transport Security Program, ATSA, ATSR and Standard Operating Procedures
- Providing passenger and checked baggage security screening
- Development of security procedures and incident response measures
- Development of business continuity plans and systems
- Providing a safe and secure environment

## Australian Federal Police (AFP)

The AFP is the primary law-enforcement agency at all major Australian airports that are designated Counter Terrorism First Response airports (CTFR), which includes Adelaide Airport. The AFP's responsibilities within the airport's environment include deterring, preventing, and responding to threats of terror; the investigation of serious and organised crime in the aviation sector; and performing a community policing role.

AFP also manages Airport Watch. This is a program which encourages a strong security culture within the broader airport community and a mechanism to identify and report suspicious behavior.



## Airlines

All airlines are responsible for the safety and security of their passengers and aircraft.



# Crime and security reporting

	Emergency	Operational
1 Adelaide Airport Limited	8154 9444	8154 9444 (24/7)
2 Australian Federal Police	131 AFP (237)	131 AFP (237)
3 SAPOL	000	131 444

If you work at Adelaide Airport and need AFP assistance, contact the ACC first. You need to immediately report any incidents, security threats or security matters that may impact on the operations of the airport to the ACC.

Any life threatening situations should be directed to 000.

## Contact list

### For information or assistance please contact:

Adelaide Airport Limited (AAL)	8308 9211
Airport Coordination Centre (ACC)	8154 9444 (24/7)
Airport Duty Manager (ADM)	8154 9462 (24/7)
Pass Issue Office 0800-1600 Monday to Friday excluding public holidays	8154 9499

### Safety, Security and Border Agencies All 24/7

Police / Fire / Ambulance Emergency	000
Australian Federal Police (AFP) Airport Watch	131 237
SA Police Operations (SAPOL)	131 444
Australian Border Force	1800 061 800
Department of Agriculture (Biosecurity)	1800 020 504





**Adelaide Airport Limited**

1 James Schofield Drive  
Adelaide Airport SA 5950

**Phone** (+61) 8 8308 9211

**Fax** (+61) 8 8308 9311

**Email** [airport@aal.com.au](mailto:airport@aal.com.au)

[www.adelaideairport.com.au](http://www.adelaideairport.com.au)

A decorative graphic consisting of numerous thin, parallel, wavy lines in a light green color, creating a sense of motion and depth in the bottom right corner of the page.